

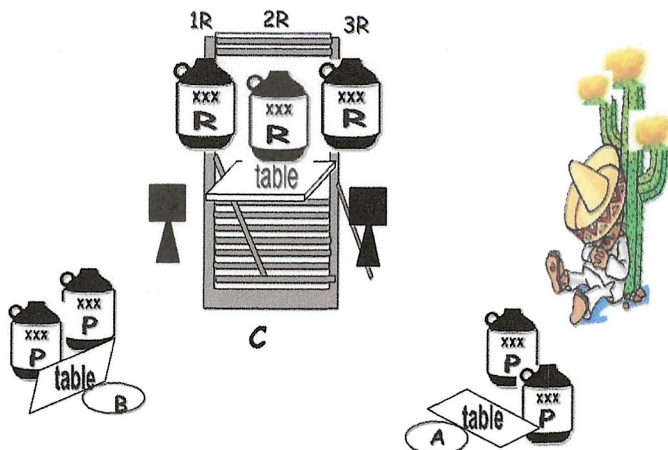
Stage 1

"They call me the Ringo Kid"

1939 Stagecoach: Starring John Wayne, Claire Trevor, Andy Devine, & John Carradine & Thomas Mitchell. A group of colorful passengers on a stagecoach find their journey complicated by the threat of Geronimo and learn something about each other in the process including an Alcoholic philosophizer, a lady of ill repute a timid salesman and an escaped outlaw, the Ringo Kid (John Wayne).



10 PISTOL Holstered. 10 RIFLE Staged safely. 2+ S/G Staged safely.



Must use all positions. Touching the Red Stagecoach.

Sequence: Pistols, Rifle, S/G. Say: They call me the Ringo Kid!

ATB: Start at "A" and with at least one foot inside the circle, w/Pistols shoot 2-3 sweep on targets. Then move to circle "B" and with at least one foot inside the circle, shoot 2-3 sweep on the two remaining pistol targets.

From "C" w/Rifle, starting on either end target, Double Tap Nevada sweep

Then with S/G engage both targets until down.



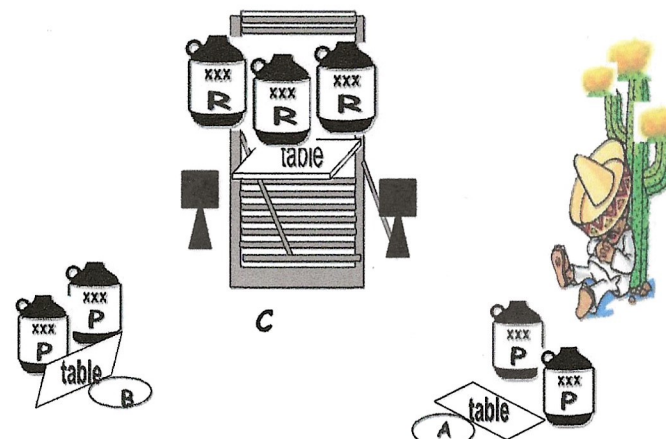
Stage 2

"You'd have shot him between the eyes".

Red River 1948: Starring John Wayne, Walter Brennan & Montgomery Clift. Wayne stars as Thomas Dunson, a tyrannical cattle rancher who works with Brennan and his adopted son Cliff. They lead a cattle drive to Missouri following the Civil War. The journey isn't easy, and Thomas becomes a dictator. This causes Matt to rebel against him, and they wonder if they'll ever be a "family".



10 PISTOL Holstered. 10 RIFLE Staged safely. 2+ S/G Staged safely.



Must use all positions. Sequence: Pistol Rifle Shotgun Shooter at Texas Surrender.

When ready say: "You'd have shot him between the eyes!"

ATB: Start at "A", with pistol and at least one foot inside the circle, alternate 5 shots on the two targets. Then move to the left Circle at "B" and with at least one foot inside the circle, repeat... alternating 5 shots on the two targets.

Then with rifle from "C", engage in a 2, 3, 5 sweep.

Then with S/G engage both targets until down.




Stage 3

Do you want me to spell it out!

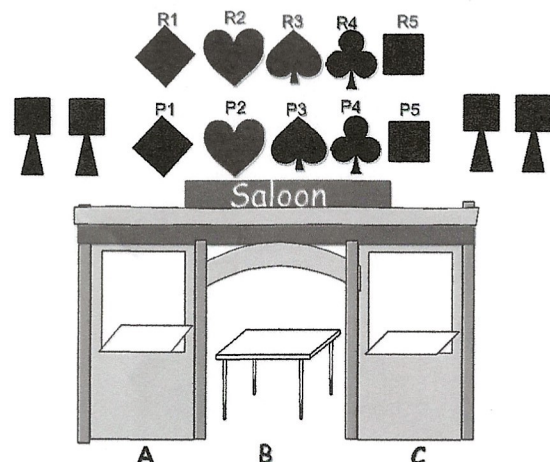
Searchers 1959

John Wayne, Natalie Wood, Ward Bond, Jeffrey Hunter, and Vera Miles.

An American Civil War veteran (John Wayne) embarks on a years-long journey to rescue his niece from the Comanches after the rest of his brother's family is massacred in a raid on their Texas Farm.



10 PISTOL Holstered. 10 RIFLE Staged safely. 4+ S/G Staged safely.



Must use 3 positions. Start at position & Gun of choice.

Hands holding the water container. When ready say: **Do you want me to spell it out!**

ATB: If at "B", engage the Pistol targets as follows: Sweep 1 thru 5, then 2 thru 4, then place 2 on target 3. (Ex: 1, 2, 3, 4, 5, - 2, 3, 4, - 3, 3. for 10 rounds)

If with **Rifle**, engage the 5 rifle targets with the pistol instructions.

Move to either "A" or "C" and with S/G engage 2 S/G targets and 2 S/G targets from opposite position.



Stage 4 If any trouble starts, you're gonna get accidentally shot.

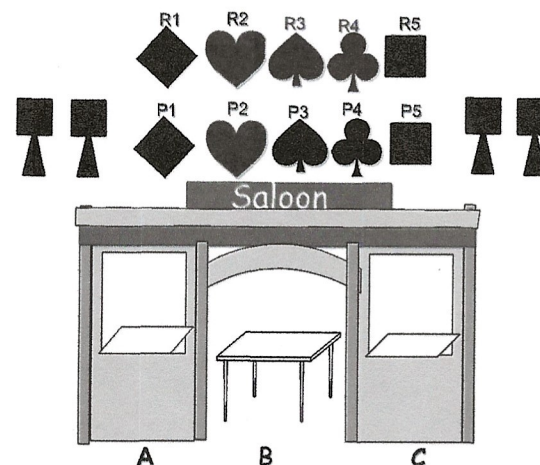
1959 Rio Bravo

A gunfighter (John Wayne) in the American West enlists the help of a disabled man (Walter Brennan), a drunken Sheriff (Dean Martin), and a young gunfighter (Ricky Nelson) in his efforts to hold in jail the brother of the local bad guy.

Also starring Ward Bond & Angie Dickinson



10 PISTOL Holstered. 10 RIFLE Staged safely. 4+ S/G Staged safely.



Must use 3 positions. Start at position and Gun of choice.

Hands at side. When ready say: **You're gonna get shot!!**

ATB: If at "A" or "C" with S/G shoot 2 targets from each outside window. Any order.

If at "B" with **Rifle** double tap in this order: outside, outside, inside, inside, center.

If at "B" with Pistol, engage same as rifle instructions.



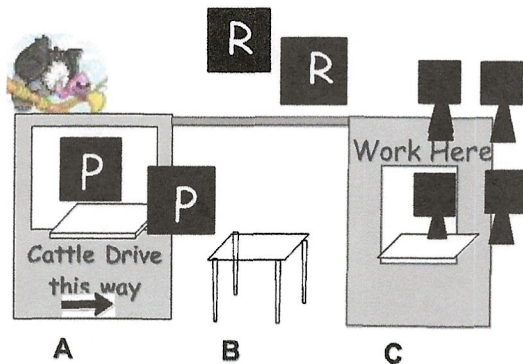
Stage 5 "Youngsters call me Mr. McLintock"

McLintock (1963)

Starting John Wayne Maureen O'Hara, Stefanie Powers & Patrick Wayne. Wealthy rancher G.W. McLintock uses his powers and influence in the territory to keep the peace between farmers, ranchers, land-grabbers, Indians and corrupt government officials. All the while trying to reconnect with his estranged wife.



10 PISTOL Holstered. 10 RIFLE Staged safely. 4+ S/G Staged safely.



Must use 3 shooting positions. Standing at position of choice. When ready say: "Youngsters call me Mr. McLintock". Gun(s) at the ready in hand(s).

ATB: If with S/G at "C" engage the 4 S/G targets in any order until down.

If with Pistols, Engage the 2 targets alternating in a 2-3~ 3-2 pattern starting on either target.


With Rifle Same instructions as pistols.



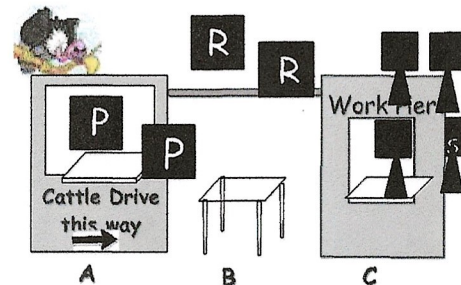
Stage 6 "I'm looking at a tin star with a drunk pinned on it!"

1966 El Dorado - Starring John Wayne(Cole).

A heartless tycoon Bart Jason (Edward Asner) hires a group of thugs to force the MacDonald family out of El Dorado so he can claim their land. J.P. Harrah, the town's sheriff (Robert Mitchum), is too deep in the throes of alcoholism to help the family. When Harrah's friend, noble elder gunfighter Cole Thorton, learns of the predicament, he travels to El Dorado with his upstart friend, Mississippi (James Caan), to help Harrah clean up in time for a shootout against Jason's men.



10 PISTOL Holstered. 10 RIFLE Staged safely. 4+ S/G Staged Safely



Must use 3 position. Standing at "C". One hand on S/G shells and the other holding the S/G. When ready say:

"I'm looking at a tin star with a drunk pinned on it"

ATB: From "C", with S/G engage the 4 targets until down.

At "B" w/ Rifle engage targets in a Lawrence Welk sweep on the 2 targets, may starting on either target.

At "A" w/Pistols repeat rifle instructions.

Lawrence welk sweep: 1 on first target; 2 on second target; 3 on first target; 4 on second target.




Stage 8

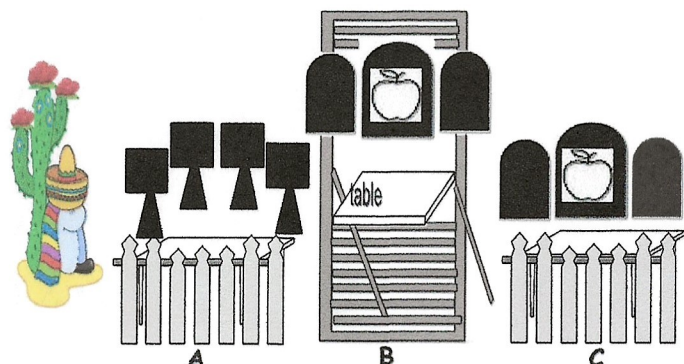
"I thought you were dead? Not likely!"

(Big Jake (1971) Starring John Wayne, Richard Boone, Maureen O'Hara, Christopher Mitchum, Bobby Vinton, & Pat Wayne.

In 1909, when John Fain's gang kidnaps Jacob McCandles' grandson & holds him for ransom, Jake sets out to rescue the boy he has never seen. Jake is the only one who has a chance of rescuing the boy. The movie is held together by Wayne's commanding performance up until the exciting climax which alone makes the movie a good one.



10 PISTOL Holstered. 10 RIFLE Staged safely. 4+ S/G staged safely



Must use 3 positions. Start with hands touching money bag.
Say: **I thought you were dead?**

ATB: If w/Pistols, engage in a 2, 2, 1 sweep. then stat at opposite end with a 2,2,1 sweep for a total of 10 rounds.

If with Rifle same instructions as Pistols.

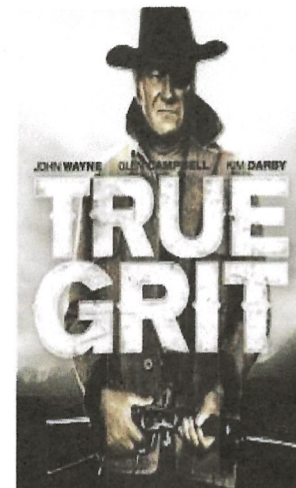
If with S/G, engage targets in any order, from "A"

Note: When shooting through the Apple hole, if you hit any park of the the metal Apple target, it is a miss.

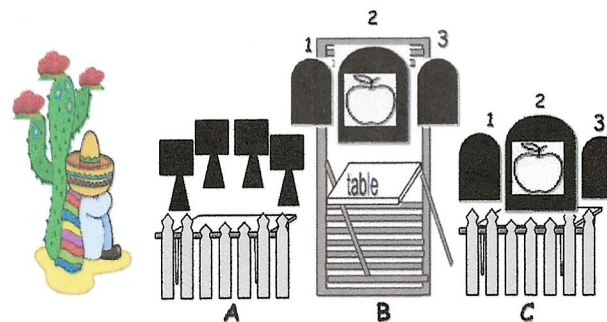


Stage 7 "Bold words for a one eyed fat man!" (1969)

In 1970, John Wayne won an Academy Award for his larger-than-life performance as the drunken, uncouth and totally fearless one-eyed U.S. Marshall, Rooster Cogburn. The cantankerous Rooster is hired by a headstrong young girl (Kim Darby) to find the man who murdered her father and fled with the family savings. When Cogburn's employer insists on accompanying the old gunfighter, sparks fly. And the situation goes from troubled to disastrous when an inexperienced Texas Ranger (Glen Campbell) joins the party. Laughter and tears punctuate the wild action in this extraordinary Western.



10 PISTOL Holstered. 10 RIFLE Staged safely. 4+ S/G Staged safely



Must use 3 positions. Start at Position & Guns of choice.
Touching gun of choice (not lifting). When ready say: **"Bold Words For A One Eyed Fat Man!"**

ATB: If w/Pistols, with first 5 rounds, double tap the center apple target, then sweep the three targets from either end. With the next 5 rounds, sweep three targets from either end, then double tap the center target. EX: 2,2, 1,2,3 - 1,2,3, 2,2.


If with Rifle at "B" use the same instructions as for the pistols. At "A" engage the S/G targets in any order until down.

Note: When shooting through the Apple hole, if you hit any park of the the metal Apple target, it is a miss.

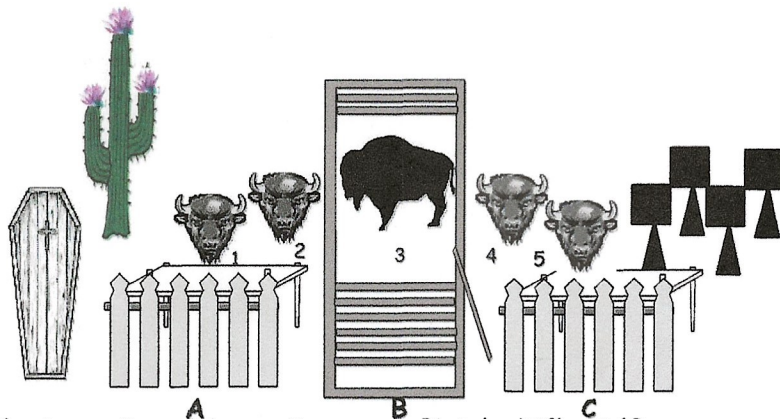


Stage 10 The Shootist: "I'm a dying man, scared of the dark"

Shootist 1976 - "There's more to being a man than a man with a gun." - John Wayne as J.B. Books, the last of the legendary gunfighters is terminally ill. Near the end of movie where he is going to what he knows will be his death in a shootout with three murderous opponents, he stops to bid a fond goodbye to the widow Mrs Roger (Lauren Bacall) with whom he has formed a special relationship in his final days. He mentions to her he is going to the bar for a birthday drink. Film also stars Ron Howard & James Stewart.



10 PISTOL Staged. 10 RIFLE Staged safely. 4+ S/G Staged Safely



Must use 3 positions. Sequence: Pistols, Rifle, S/G.
Hands at side. When ready say: "The Shootist"

ATB: At "A" with the Pistol, on the **LEFT 3 targets** in a 3, 3, 4 sweep for 10 rounds starting on target 1.

At "B" with the Rifle, engage the **RIGHT 3 targets** starting on target 5 in a 3, 3, 4 sweep for 10 rounds.

At "C" with **S/G**, engage the 4 S/G targets until down in any order.



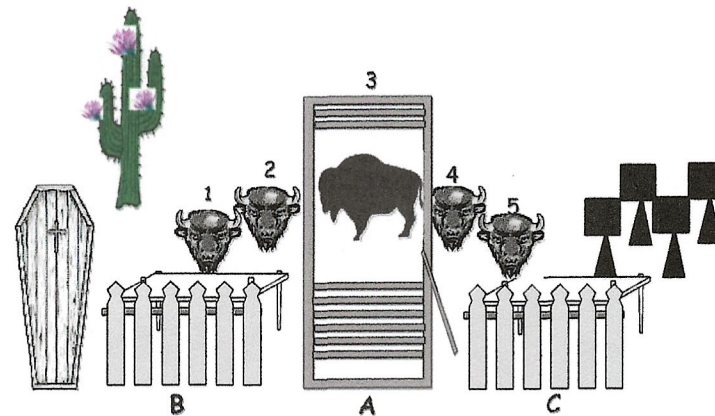
Stage 9 "I'll be damned if she didn't get the last word in again.!"

Rooster Cogburn (1975) Starring John Wayne, Katharine Hepburn & Anthony Zerbe
The trigger-happy Rooster Cogburn is trying to win back his law badge by hunting a gang of bandits and a stolen shipment of explosives. His job is **not** made any easier by the daughter (Eula) of one of the gang's victims, who insists on coming along for the ride. Cogburn eventually blows up the last 4 outlaws. Then in Ft. Smith, Eula convinces the Judge to reinstate Cogburn.

(Movie Shot in Oregon Deschutes River & Rogue River. Counties of Josephine & Curry West of Grants Pass)



10 PISTOL Holstered. 10 RIFLE Staged safely. 4+ S/G Staged safely.



Must use 3 positions. Shooter starts at position or gun of choice. Thumbs in gun belt. When ready say: **She got the last word in again!**

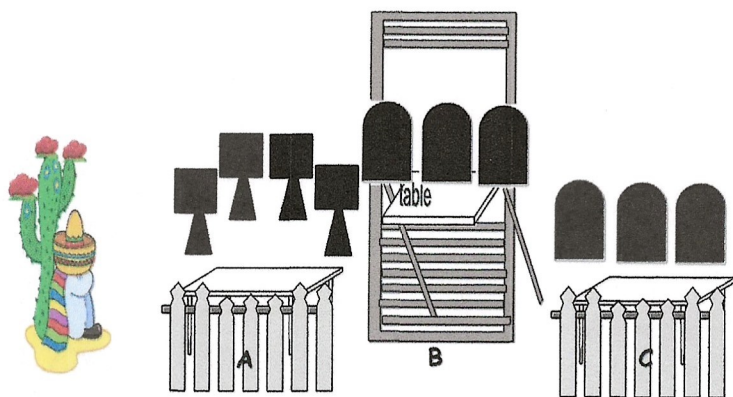
ATB: With Rifle and pistols shoot 20 rounds on five targets :
2 on target 1, 3 on target 2, 4 on target 3, 5 on target 4,
6 on target 5 for a total of 20 rounds. (Round Count)

At "C" engage **S/G** targets until down.



3-Person Team Stage

10 PISTOL Holstered. 10 RIFLE Staged safely. S/G 4+ Staged safely.



Start with pistols or Shotgun. Hands at sides.

When ready say: **Team Work!**

ATB: If with S/G, engage the S/G targets in any order until down. "Tag" next table.

The Rifle from "B" may then be picked up to engage the rifle targets in a double tap sweep (from either end) THEN dump 4 on the center target. "Tag" next table.

Then engage Pistols targets with same instructions as rifle.

